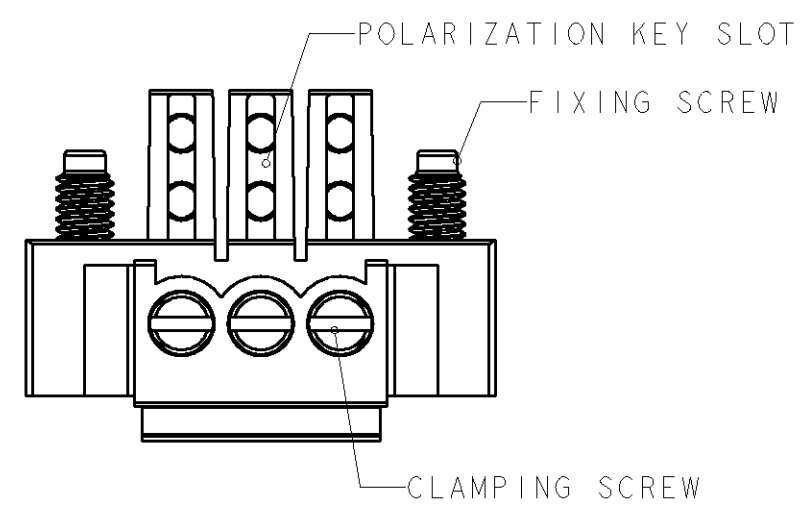
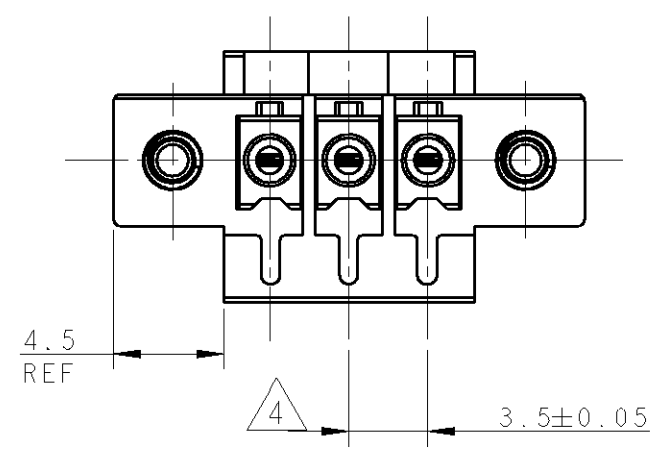
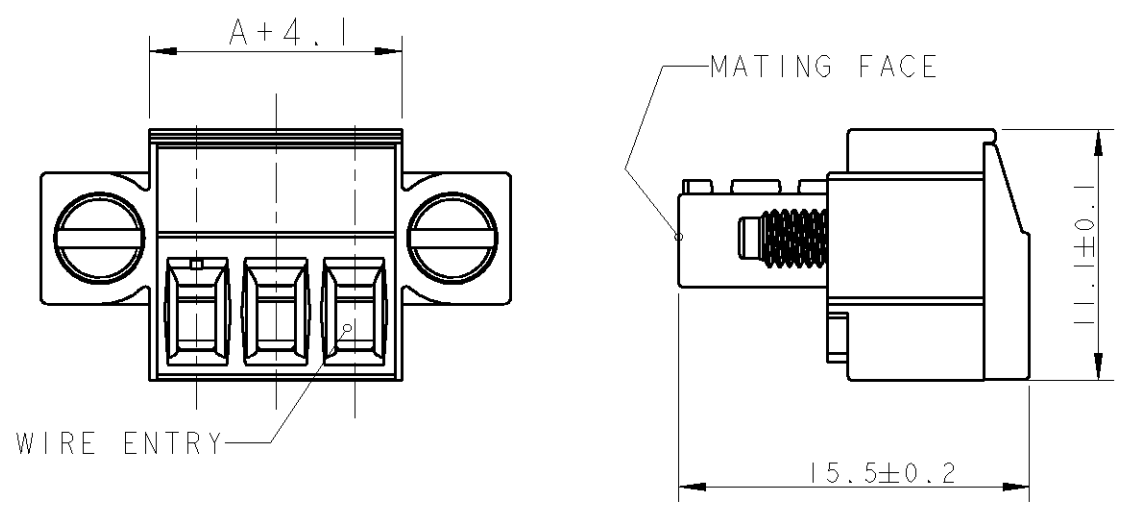


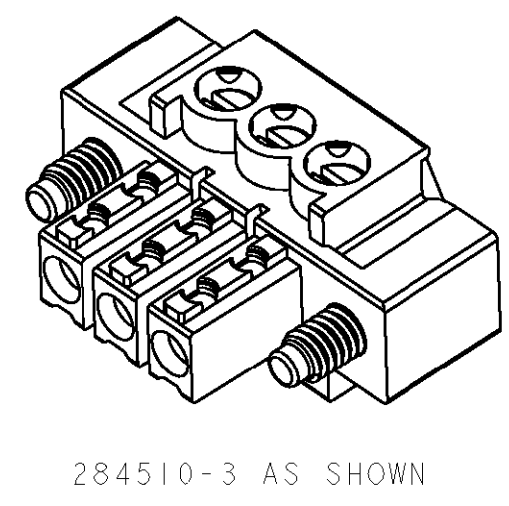
THIS DRAWING IS UNPUBLISHED. RELEASED FOR PUBLICATION 20
 © COPYRIGHT 20 BY TYCO ELECTRONICS CORPORATION. ALL RIGHTS RESERVED.

LOC	DIST	REVISIONS			
P	LTR	DESCRIPTION	DATE	DWN	APVD
FT	0	B	REVISED PER 0G3B-0119-01	06FEB2002	EZ DB



- 1 MATERIALS AND FINISH
 HOUSING : PA 6.6, UL 94-V0, COLOR GREEN
 CLAMP : BRASS, NICKEL PLATED
 TERMINAL : BRASS, TIN PLATED
 CONTACT SPRING : PHOSPHOR BRONZE, TIN PLATED
 CLAMPING SCREW : M2, BRASS, NICKEL PLATED
- 2 FLANGES WITH M2.5 FIXING SCREWS
- 3 WIRE SIZE RANGE
 14 - 30 AWG
- 4 NOT CUMULATIVE TOLERANCE

DIM A	NO OF POS	PART NUMBER
77.0	23	2-284510-3
73.5	22	2-284510-2
70.0	21	2-284510-1
66.5	20	2-284510-0
63.0	19	1-284510-9
59.5	18	1-284510-8
56.0	17	1-284510-7
52.5	16	1-284510-6
49.0	15	1-284510-5
45.5	14	1-284510-4
42.0	13	1-284510-3
38.5	12	1-284510-2
35.0	11	1-284510-1
31.5	10	1-284510-0
28.0	9	284510-9
24.5	8	284510-8
21.0	7	284510-7
17.5	6	284510-6
14.0	5	284510-5
10.5	4	284510-4
7.0	3	284510-3
3.5	2	284510-2



284510-3 AS SHOWN

<small>THIS DRAWING IS A CONTROLLED DOCUMENT FOR TYCO ELECTRONICS CORPORATION IT IS SUBJECT TO CHANGE AND THE CONTROLLING ENGINEERING ORGANIZATION SHOULD BE CONTACTED FOR THE LATEST REVISION.</small>		DWN 06FEB2002 E. ZANOLINI CHK 06FEB2002 E. ZANOLINI APVD 06FEB2002 D. BIEVENOUR	BUCHANAN Tyco Electronics Harrisburg, PA 17105-3608
DIMENSIONS: mm	TOLERANCES UNLESS OTHERWISE SPECIFIED: 0 PLC ±- 1 PLC ±.3 2 PLC ±.25 3 PLC ±- 4 PLC ±- ANGLES ±2	PRODUCT SPEC 108-20166 APPLICATION SPEC 114-20079 WEIGHT -	NAME TERMINAL BLOCK, PLUG WITH SCREW FLANGE 3.5mm PITCH
MATERIAL 	FINISH 	SIZE A3 CAGE CODE 00779 DRAWING NO C-284510	RESTRICTED TO -
CUSTOMER DRAWING		SCALE 3:1	SHEET 1 OF 1 REV B